


# Model 9134X/9134W 4-Channel CORRATER®

## Features:

- **Continuous Monitoring of Corrosion Rate**
- **Patented Solution Resistance compensation for Extended Operating Range**
- **Compatible with all CORRATER Probe Types**
- **Explosion Proof Model for Operation in Hazardous Areas**
- **RS-485 Communication Bus to Central Corrosion Computer**
- **Interfaces 1 to 4 CORRATER Probes to the ICMS™ Network**
- **Operating Temperature 0 - +60 ° C**



The Model 9134X or 9134W CORRATER® Probe Interface Module (PIM) is the front end interface for use with CORRATER® Probes in dedicated continuous on-line ICMS™ Corrosion Monitoring systems. An explosion proof enclosure allows the unit to be mounted in an electrical hazardous area of the plant as close to the probes as possible minimizing cabling costs and optimizing performance. Integral safety barriers permit conventional cabling connections to the probes without explosion proof conduit. For non-hazardous areas, a NEMA 4 enclosure is available. This cost-effective unit interfaces from 1 to 4 CORRATER® probes of any type to the central Corrosion Monitoring Computer via a low cost

RS-485 cable. Up to 32 PIMs (128 probes) can be connected over the RS-485 communications network.

Rohrback Cosasco's patented Solution Resistance Compensation Method, permits use of the Model 9134 CORRATER® PIM in fluids with conductivities in some cases below 10 micro-mhos/cm ( $\mu$  S/cm) depending on corrosion rate, with standard 2-electrode CORRATER® probes. This is a significantly better performance than the best competitive instrument operating with 3-electrode probes. In addition, the Model 9134 includes an automatic cycle time setting, and other powerful proprietary features enhancing the Solution Resistance Compensation.



*INTEGRATED CORROSION MONITORING SYSTEM*

## Specifications:

### Electrical:

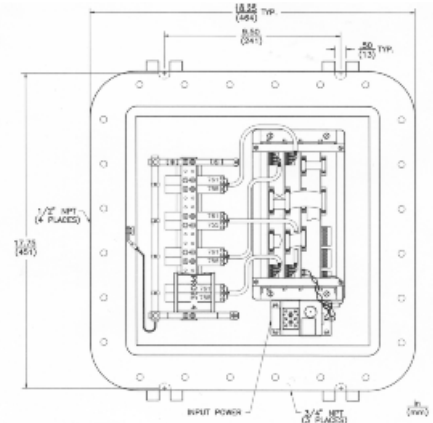
- **Inputs:**
  - 1 to 4 CORRATER® Probes
- **Distance from PIM to Probe:**
  - 1,600 ft. (490m.) Max without IS Barriers
  - 800 ft. (245m.) Max with IS Barriers
- **Corrosion Rate Range:**
  - 0-640 mpy
- **Operating Range:**
  - Conductivity ( $\mu\text{S}/\text{cm}$ ) / Corrosion Rate (mpy)
  - $> 4 \mu\text{S}/\text{cm} \cdot \text{mpy}$
  - (See Graph in CORRATER® Probe Selection Guide)
- **Scan Period:**
  - Automatic 2-30 minutes, depending on process variables
- **Repeatability:**
  - 0.5% of full scale
- **Sensitivity:**
  - 0.1% of full scale
- **Output:**
  - ICMS™ Format via RS-485
  - multi-drop communication line
- **Power Requirements:**
  - Selectable 115VAC/240VAC 50/60HZ

### Mechanical:

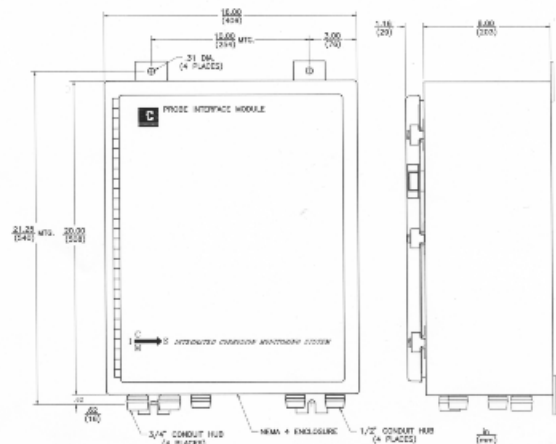
- **Weight:**
  - Model 9134X-4 Explosion Proof 70 lbs
  - Model 9134W-4 NEMA 40 lbs

### Environmental:

- **Ambient Temperature Range:**
  - 0 to +60 deg C (+32 to +140 deg F)



**Model 9134X Dimensions**



**Model 9134W Dimensions**

## Ordering Information:

Model	Description
9134X	Explosion Proof Enclosure for Hazardous Area Location
9134W	NEMA 4 Weatherproof Enclosure for Safe Area Locations
	<b>Code</b> <b>Number of Channels of Safety Barriers (See Note1)</b>
	T        0 – None Installed (For probes in Safe Area)
	1,2,3,4 – Number of Channels Fitted With Safety Barriers (for Probes in Hazardous Area)
	<b>Code</b> <b>Supply Voltage (Selectable on Unit)</b>
	115      115VAC 50/60 HZ
	230      230VAC 50/60 HZ

**9134X – 4 – 115** ← Example

Note 1: Space is available for a full set of safety barriers. For economy, only the required number of sets for active probes may be fitted.



Rohrbach Cosasco Systems, Inc.  
 11841 East Smith Avenue  
 Santa Fe Springs, CA 90670, USA  
 Tel: (1) 562-949-0123 Fax: (1) 562-949-3065  
 US Toll Free: 800-635-6898  
 E-Mail: [sales@cosasco.com](mailto:sales@cosasco.com)  
 Web Site: [www.cosasco.com](http://www.cosasco.com)



ISO 9001:2008  
 Certificate No. FM 10694