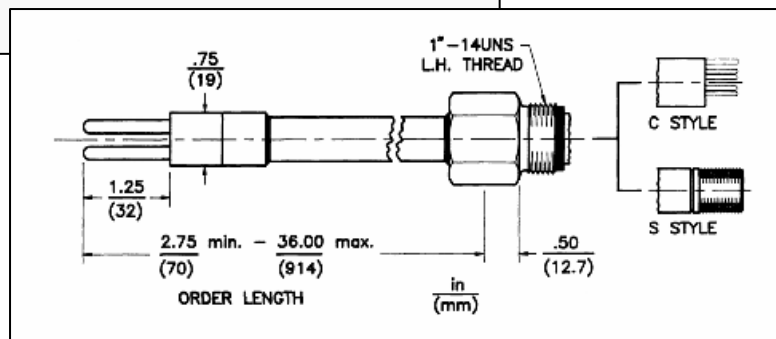



Model 6080 CORRATER[®] Probe

HIGH PRESSURE
TWO-ELECTRODE



Specification:

- **Mounting** — COSASCO[®] 2" SYSTEM
- **Temp. Rating** — +300 °F / +150 °C
- **Pressure Rating** — 6000 PS1/41.3 MPa
- **Electrode Seal Material** — Glass/Viton O-ring
- **Fill Material** — Epoxy
- **Body Material** — 316L S.S.

This probe employs two identical electrodes which are mounted at the end of the probe by threaded, insulated, glass-sealed studs. The glass seals provide high pressure integrity. The probe is sealed into the hollow plug of the access fitting with a ceramic filled teflon seal. Two electrode probes are suitable for the majority of problems where LPR techniques are applicable. When monitored by "Solution Resistance Compensating" instruments such

as the CORRDATA[®] RDC, AquaMate[™], AquaCorr[™], Model 9030 or 9134 CORRATER[®], they may be used in low conductivity solutions (see Fig. 1 of the CORRATER[®] Probe Selection Guide). CORRATER[®] Probes are used by major companies world-wide to measure corrosion in waterfloods, cooling water loops and other aqueous systems and to provide direct control of inhibitor addition for optimum economy and corrosion protection.

Element Availability:

UNS Number	Alloy Code	Alloy	UNS Number	Alloy Code	Alloy
K03005	-----	Pipe Grade Carbon Steel	C11000	8061	Copper 110 ETP
S30400	8013	304 S.S.	C70610	8062	Cu/Ni 90/10
S30403	8014	304L S.S.	C44300	8073	ARS. AD. BRASS CDA #443
S31600	8020	316 S.S.	A91100	8080	Aluminum 1100
S31603	8021	316L S.S.	A92024	8085	Aluminum 2024
N08020	8043	Carpenter 20 Cb3	R50400	8093	Titanium GR2
N04400	8054	Monel 400	060942		D.G.M. (Galvanic)
C71500	8060	Cu/Ni 70/30			

Table 1

All elements are furnished "as machined" unless otherwise specified. Exceptions are Mild Steel which are vacuum annealed.

Probe Sizing:

Depending on the monitoring position of the probe (Fig. 1) select the correct probe length using the following formula:
Ordering Length = P + T + 1.25"

Where P = Penetration required into pipe or vessel

T = Wall thickness of pipe or vessel

Round Down to the nearest quarter inch. In order to function properly the CORRATER® electrodes must be fully wetted.. To achieve this, minimum penetration is 1.375 inches. The formula is based upon an access fitting height of 5.25" and 1/16" weld gap per ANSI B31.1.

CORRATER® electrodes have been made of a great variety of materials and often, in the case of special alloys from samples provided by the customer. To give correct results electrodes must be made from defect-free stock which has been properly machined. Please contact your Rohrbach Cosasco Systems representative if the alloy of interest to you is not shown in the Alloy Table.

Electrodes are also available as individual sets with part number 060814 - XXXXXX, where XXXXXX is the UNS alloy number.

Ordering Information:

Model	Retrieval High Pressure Access System Corrat® Probe Assembly				
6080	Complete Probe Assembly				
	Code	Order Length			
	XX.XX	Probes are Available in Lengths From 2.75" Minimum to 36" Maximum in ¼" Increments			
	Code	Electrode Alloy: See Table 1			
	XXXXXX	Enter UNS Number: Enter 0 if not required			
		Code	Shield		
		0	Not Required (Liquids 20 ft/sec Max)		
		1	High Velocity (Liquids 50 ft/sec Max)		
			Code	Probe Connector	
			0	"S" Type With Shrouded Pins (New Type) ⁽¹⁾	
			1	"C" Type (Old Type) ⁽¹⁾	
6080	— 06.25	— K03005	— 0	— 0	← EXAMPLE

Note 1: Adapter #028068 for permanent instrumentation and #028043 for portable instrumentation (new style connector only).

Adapter #745046 for permanent instrumentation and #060913 for portable instrumentation (old style connector only).

Note 2: Electrodes are packaged separately to avoid damage to the surface.


Unit Weight: Probe Assembly - 2.75" - 12.00" 3 lbs./1.36 kg.
12.25" - 20.00" 4.5 lbs./2.04 kg.
20.25" - 36.00" 6 lbs./2.72 kg.

Probe Adaptors are required to make the cable connection on the probe which is recessed in the access fitting.

RECOMMENDED:

Overshot Adapter: P/N 126292

An overshoot adapter is not required, but is recommended for use with the 6080 probe. It permits removal and installation of hollow plug with probe and a steel pipe plug in place (keeps inside of probe area clean and dry).



Rohrbach Cosasco Systems, Inc.
11841 East Smith Avenue
Santa Fe Springs, CA 90670, USA
Tel: (1) 562-949-0123 Fax: (1) 562-949-3065
US Toll Free: 800-635-6898
E-Mail: sales@cosasco.com
Web Site: www.cosasco.com



ISO 9001:2008
Certificate No. FM 10694