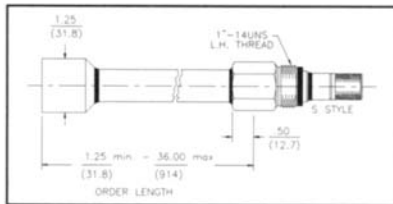


Model 4700/4700-ADJ CORROSOMETER® Probe

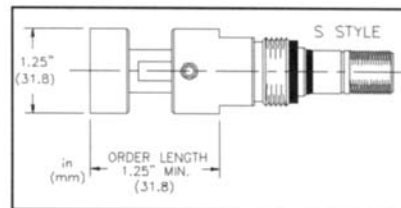
HIGH PRESSURE FIXED AND ADJUSTABLE FLUSH



4700 FIXED



4700 - ADJ



Specifications:

- **Mounting** — COSASCO® 2" System
- **Temp. Rating** — 500° F/260° C
- **Pressure Rating** — 3600 PSI/24.8 MPa (Model 4700-ADJ)
6000 PSI/42.3 MPa (Model 4700)
- **Element Seal Material** — Ryton
- **Fill Material** — Ceramic
- **Probe Body Material** — 316L S.S.

The Model 4700 probe is now available with an even more durable construction incorporating a connector with shrouded pins to prevent accidental damage.

This high pressure probe with element thicknesses up to 40 mils, can be read by any CORROSOMETER® corrosion monitoring instrument. The rugged probe body is 316L Stainless Steel. It may be used at operating pressures to 6000 PSI/42.3 MPa (Model 4700) or 3600 PSI/24.8 MPa (Model 4700-ADJ) and temperatures to 500° F (260° C). These probes are for use in bottom of the line applications where corrosive fluids may accumulate or in lines which are subject to pigging.

The Model 4700-ADJ adds the flexibility to adjust the length of the probe, thus minimizing the inventory of replacement probes. The probe is readily available in two adjustment ranges 1.25" - 2.25" and 2.00" - 3.00". Larger sizes are available as a specialty item.

Probe adapters are required to make the cable connection to the probe. Use the following order numbers for adapters: 028068 for permanent instrumentation, 028043 for portable instruments.

Element Availability:

UNS Number	Alloy Code	Alloy	S4	S10	S20	S40	UNS Number	Alloy Code	Alloy	S4	S10	S20	S40
K03005	-----	Pipe Grade Carbon Steel	•	•	•	•	S31600	8020	316 S.S.			•	
S30400	8013	304 S.S.			•		S31603	8021	316L S.S.			•	
S30403	8014	304L S.S.			•								
Inches			.002	.005	.010	.020	Inches			.002	.005	.010	.020
Useful Range (mm)			.051	.175	.250	.510	Useful Range (mm)			.051	.175	.250	.510

Based upon a standard access fitting height of 5.25" and a 1/16" weld gap per ANSI B31.1, the following equation may be used to determine the order length:

Fixed Flush Formula:

$$\text{Order Length} = T + 1.25"$$

Where: T = Wall Thickness of the pipe or vessel.

The order length should be rounded down to the nearest 1/8".

ADJ Flush:

For 5.25" Access Fittings welded directly to the line with standard 1/16" weld gap, the following pipe size and schedules are covered with just the two sizes shown.

Probe Size	1.25"	2.00"
Adjustment	1.25" – 2.25"	2.00" – 3.00"
Pipe Thickness Range ⁽¹⁾	0" – 1.00"	.75" – 1.75"
Sch. 40 Pipe ⁽¹⁾	Up to 24" ⁽²⁾	-----
Sch. 80 Pipe ⁽¹⁾	Up to 18"	14" – 24" ⁽²⁾
Sch. 160 Pipe ⁽¹⁾	Up to 8"	8" – 16"
Sch. XXS Pipe ⁽¹⁾	Up to 12"	5" – 12" ⁽²⁾

Notes:

1. Based on 5.25" access fitting height
2. Schedule pipe not listed above this size

Ordering Information:

Model	Retrievable CORROSOMETER® Probes – Large Flush Element
4700	Complete Probe Assembly - Fixed
4700-ADJ	Complete Probe Assembly - Adjustable
Code	Element Form: See Table 1 for availability
S4	Flush Element, 4 mil thickness (2 mil span)
S10	Flush Element, 10 mil thickness (5 mil span)
S20	Flush Element, 20 mil thickness (10 mil span)
S40	Flush Element, 40 mil thickness (20 mil span)
Code	Element Alloy: See Table 1 for availability
XXXXXX	Enter UNS number
Code	Order Length
XX.XX	Inch order length in "increments from 1.25" to 36.00" (fixed only)
YY.YY	Inch order length 1.25" or 2.00" (adjustable only)
Code	Connector
0	"S" type with shrouded pins (new type) ⁽¹⁾
4700 – S20 – K03005 – 5.00 – 0	← Example
4700-ADJ – S10 – K03005 – 1.25 – 0	← Example

Note: The probe with shrouded pins has probe connection adapters as follows: for portable instrument 028043, for permanent connection 028068.

Weight:


Fixed Unit		Adjustable Unit	
Probe Length	Weight	Probe Length	Weight
3.25" – 12"	3 lbs/1.36 kg	1.25"	0.8 lbs/0.36 kg
12.25" – 24"	4.5 lbs/2.04 kg	2.00"	1.0 lbs/0.45 kg
24.25" – 36"	6 lbs/2.72 kg		

028043 – For use with portable instruments.
 028068 – For permanent connection at 2500 psi max.
 745113 – For permanent connection at 10,000 psi max.,
 when used with Pressure retaining cover P/N 740095

RECOMMENDED:

Overshot Adapter: P/N 126292

An overshoot adapter is not required, but is recommended for use with the 4700 probe. It permits removal and installation of hollow plug with probe and a steel pipe plug in place (keeps inside of probe area clean and dry).



Rohrback Cosasco Systems, Inc.
 11841 East Smith Avenue
 Santa Fe Springs, CA 90670, USA
 Tel: (1) 562-949-0123 Fax: (1) 562-949-3065
 US Toll Free: 800-635-6898
 E-Mail: sales@cosasco.com
 Web Site: www.cosasco.com



ISO 9001:2008
 Certificate No. FM 10694